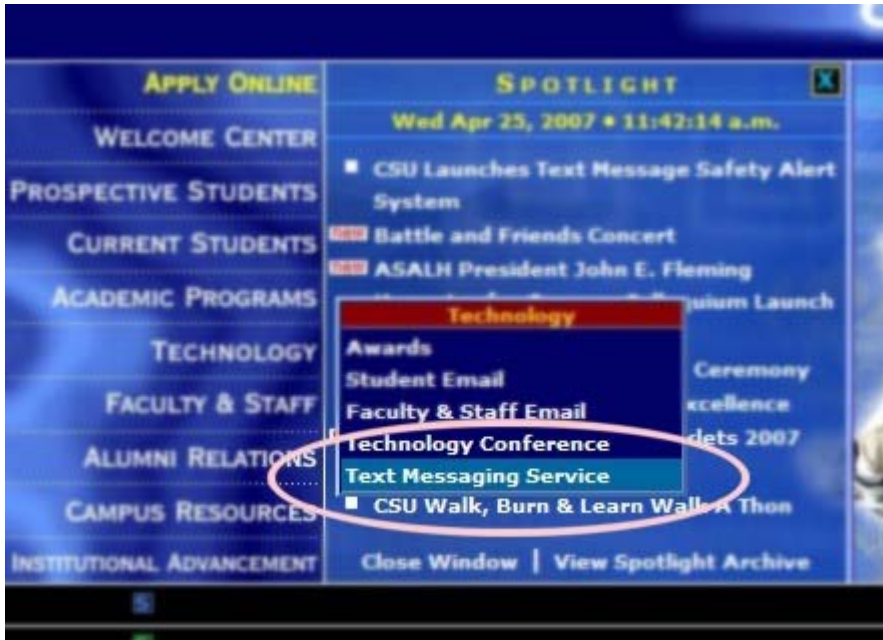


Signing Up for Security Alerts

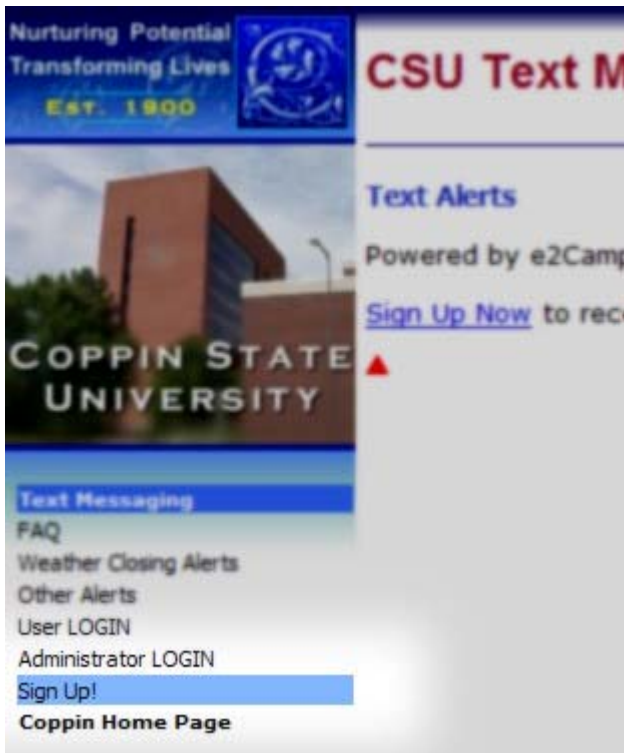
For New Users:

If you have not yet signed up for any Message Alert, go to the Coppin Homepage (<http://www.coppin.edu>)

- Mouse over Technology then click "Text Messaging Service"



- Click on the Sign Up! Link under the photo (second to last from the bottom)



- Read the instructions and fill in the appropriate information. **Please note** that this is a system separate from our Network and is handled completely by the third party OmniaAlert. Usernames and passwords you create come under their control. Under Optional Groups, select the messages you wish to receive.

Before You Register...

- ◆ This service is completely *voluntary*. You may opt-in or opt-out at any time.
- ◆ **You are responsible for messaging charges by your service provider.**
- ◆ You will not receive messages for which you did not register.
- ◆ Your information is not shared with nor sold to third parties.
- ◆ [Get More Information from e2Campus.](#)

| | | | |
|------------------|---|--------------------------------------|---|
| Username: | <input type="text" value="JDoe"/> | * | |
| First name: | <input type="text" value="John"/> | * | |
| Last name: | <input type="text" value="Doe"/> | * | |
| Password: | <input type="password" value="*****"/> | * | |
| Verify Password: | <input type="password" value="*****"/> | * | |
| Optional Groups: | <input checked="" type="checkbox"/> Security Alerts <input checked="" type="checkbox"/> Weather Closings | | |
| Mobile Phone: | <input type="text" value="4105551234"/> | <input type="text" value="Verizon"/> | * |

* Required Fields

- Once you sign up, you will receive a confirmation code in a text message to the number you supplied. Enter this confirmation code next.

Validate Mobile Phone

Validation code successfully sent.

We have sent you a message to your phone. When you get it, type the code in the box below and click "Validate".

NOTE: Please do not click back in your browser or refresh this page.

4-Digit Validation Code:

- Once you see the confirmation screen, you are signed up.



◀ return to school site

▶ home

▶ support

▶ sign up

You have successfully signed up!

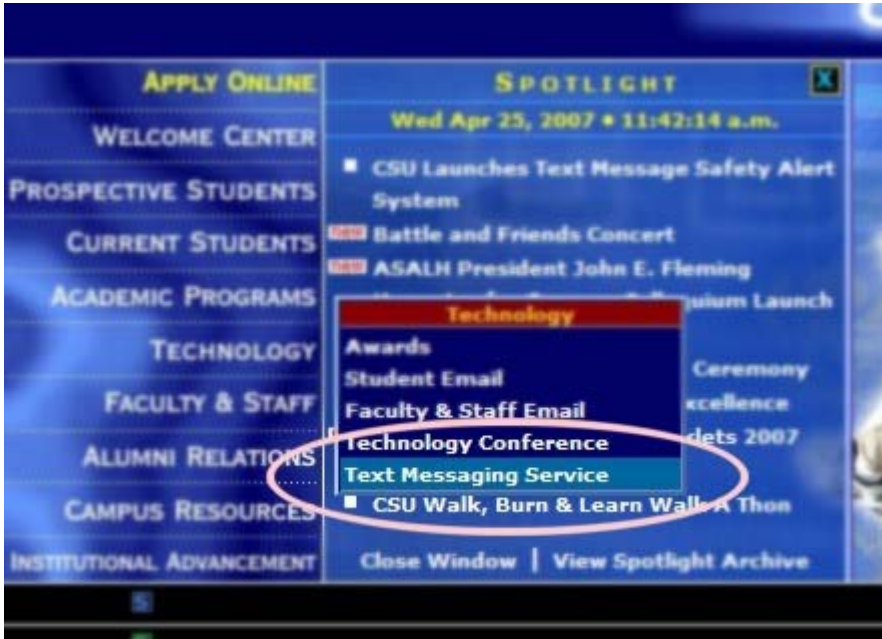
To add additional services including **email**, please [login](#) to your account.



For Returning Users

If you have already signed up for one or more alerts, go to the Coppin Homepage (<http://www.coppin.edu>)

- Mouse over Technology then click “Text Messaging Service”



- Click the menu item User Login
- Enter your username and password when you first signed up. If you've forgotten your password, click on the “Forgot Your Password?” link. e2Campus will text you a new password. If you've forgotten your username, please contact Coppin's Webmaster.
- On your Dashboard screen, click “Groups”. You will see the headings “Active Groups” and “Available Groups”.

Active Groups

You currently subscribe to the groups below. To unsubscribe, click the 'Unsubscribe' link on the right.

| Group Name | Description | |
|--------------------|--------------------------|-----------------------------|
| ✓ Weather Closings | Weather Related Closings | Unsubscribe |

✓ Recommended Groups

Available Groups

To start receiving messages from an available group, click the 'Subscribe' link on the right.

| Group Name | Description | |
|-------------------|-------------------------|---------------------------|
| ✓ Security Alerts | Campus Police Bulletins | Subscribe |

✓ Recommended Groups

- Click “Subscribe” to join the Security Alert distribution from “Available Groups”. You may logout at any time after this.