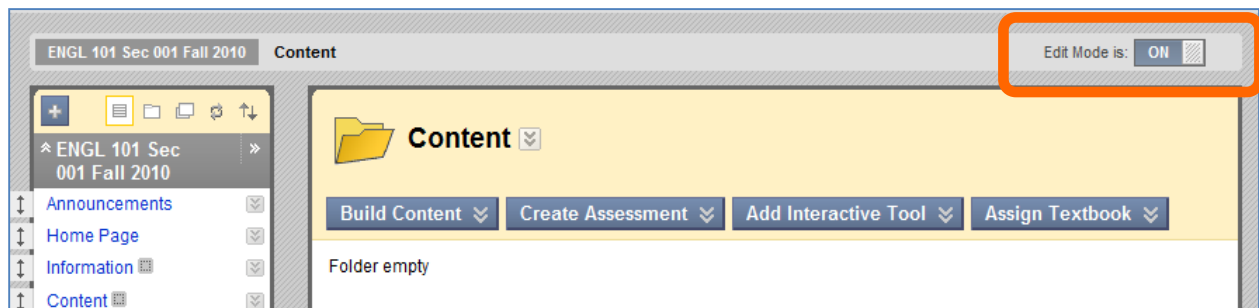




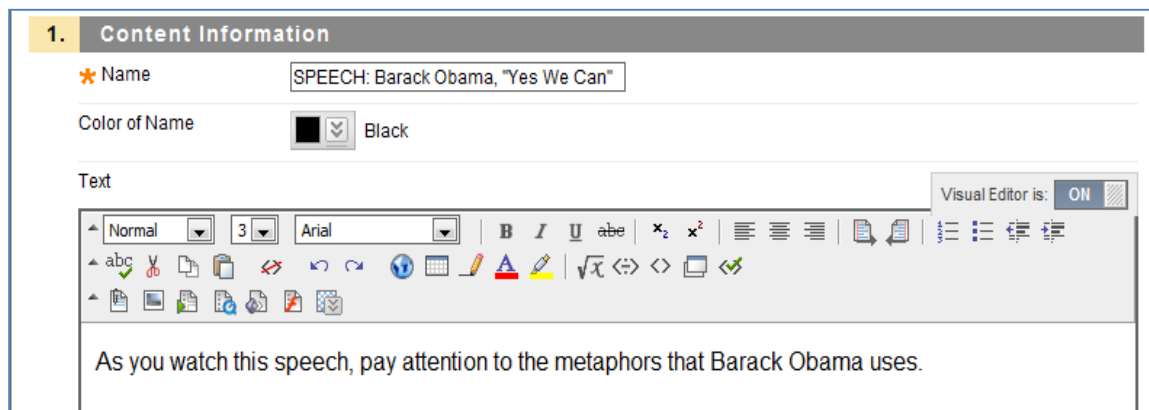
## Embed a YouTube video

There are many great videos available in YouTube that you may want to share with your class. You can follow these steps to embed the video in your Blackboard course site.

1. Log in to Blackboard <http://eaglebb.coppin.edu>
2. In the "My Courses" panel on the right, click the name of your course to go into the course site.
3. Go into the content area where you want to place the YouTube video.
4. Turn on **Edit Mode** by clicking the button in the upper right to change from OFF to **ON**.



5. On the Action Bar, point to **Build Content** to display the drop-down list.
6. Select **Item** from the Create column.
7. In the **Name** field, type a title for the content.
8. In the **Text** area, type any instructions for students to watch the video:

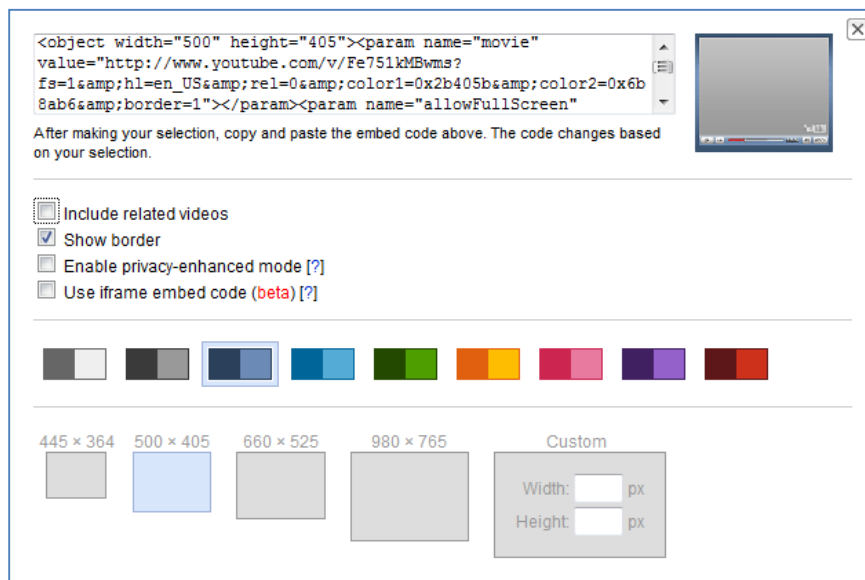


## Locate the YouTube video

1. Open a new web browser window (so that you can keep the Blackboard window open) by pressing the **CTRL** and **N** keys on the keyboard while you have Internet Explorer open.
2. Find the video that you want to share with your students in YouTube, and click it so that it starts playing, then press **Pause**.



3. Click the **< Embed >** button in the lower right below the image. You will see some options for embedding the video

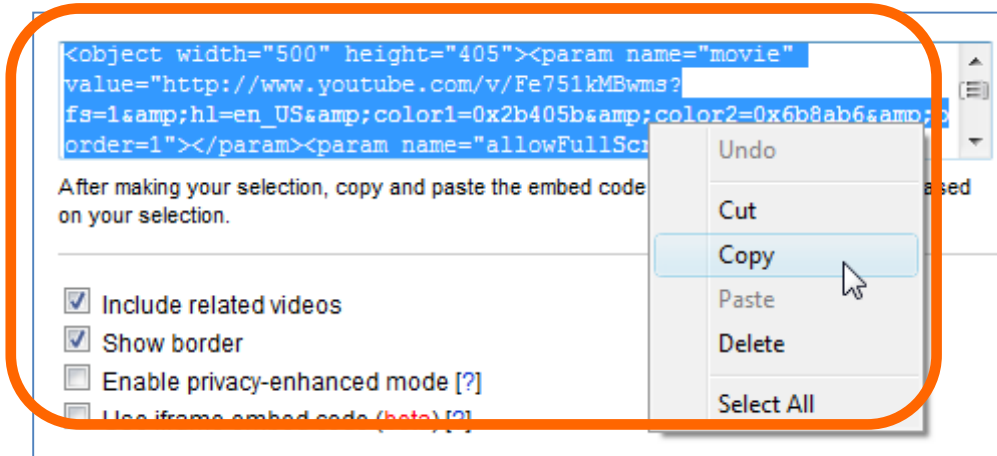



4. Uncheck the box **"Include related videos."**

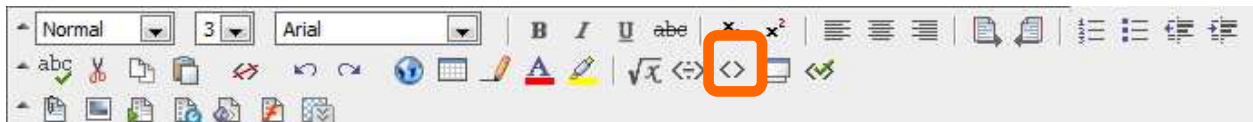
### Options

- a. Select **Show border** and select a border color.
- b. .Select the size of the video -- 500x405

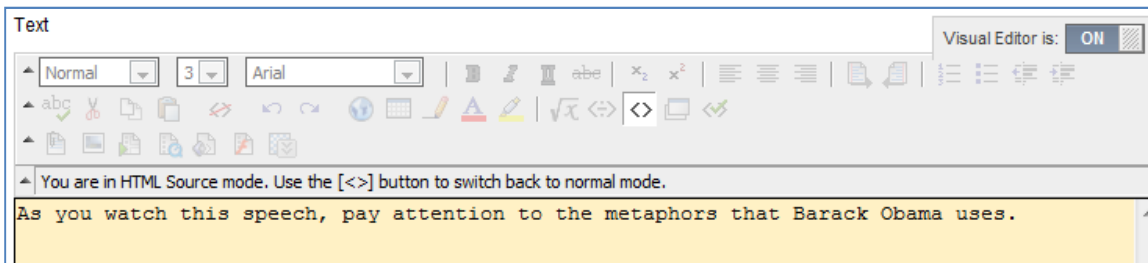
- Now you need to copy the Embed code. Click **ONCE** in the Embed field, so that all the text in it is highlighted.



- Right-click the text in the Embed field and select **Copy**.
- Switch back to your Blackboard window.
- Click the  button on the toolbar above the Text area.

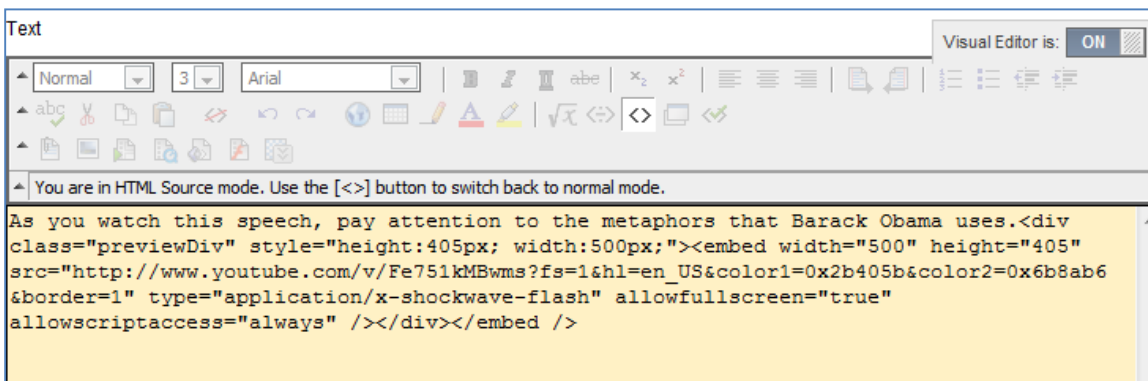


The text field now displays the HTML code for the content you typed. It may look like this:



- Click to set the cursor in the place that you want the video to appear. Right-click and select **Paste**.

Now the Text field will look like this:



- Click **Submit**.

You will now see the embedded video:



To play it, just click the  play button on the video.

**Congratulations!** You have just embedded a YouTube video to your course site in Blackboard.

## Where to Get Help

- 24 x 7 HelpDesk for faculty and students who need help with Blackboard, Tegrity and TurnItIn:  
**866-886-4911**
- Training sessions and tipsheets offered by Instructional Technology, website:  
<http://www.coppin.edu/TLT>
- On campus HelpDesk for faculty and staff:  
**410-951-3888**
- On campus HelpDesk for students, located in Grace Jacobs MC 16:  
**410-951-3872**